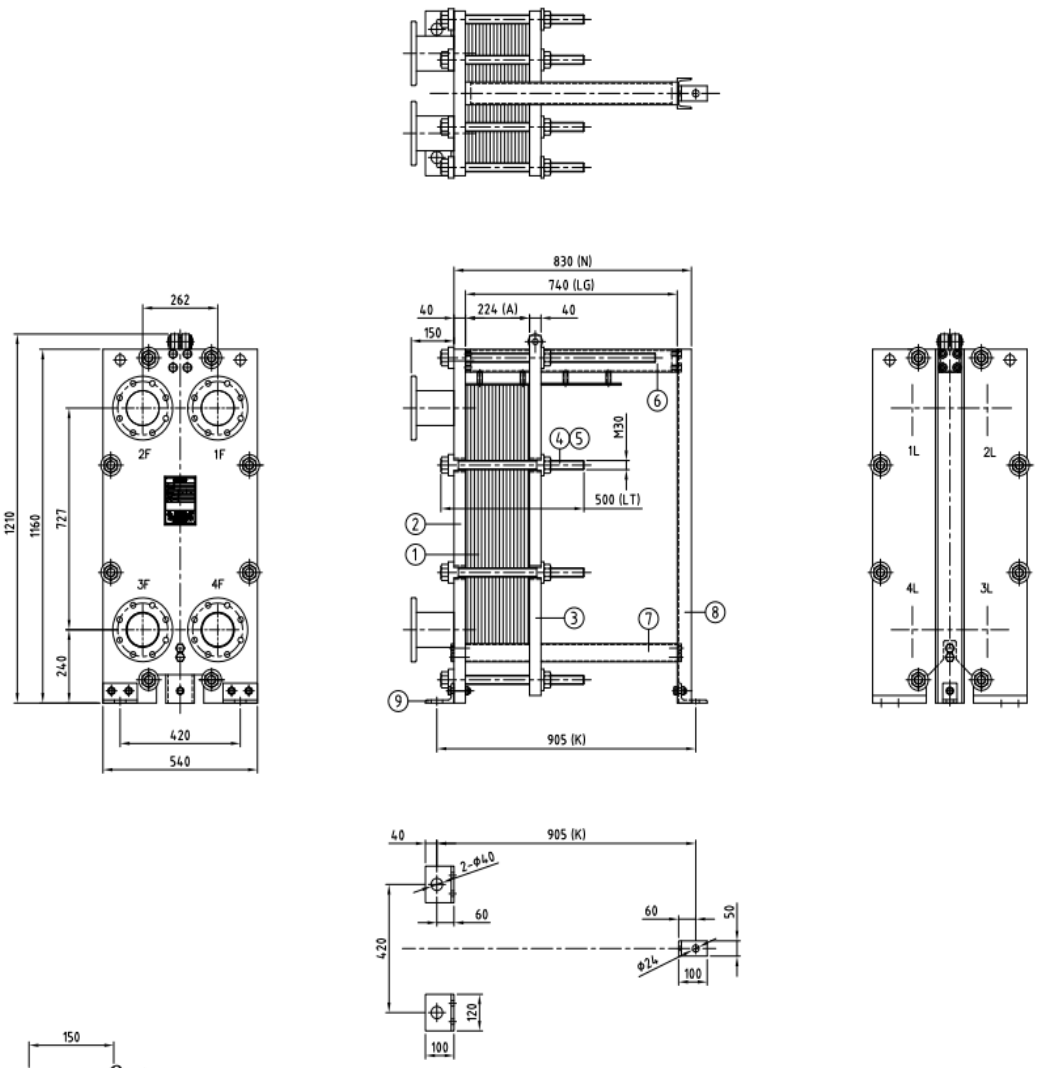

1F	2F	3F	4F	NOZZLE DETAIL
100A	100A	100A	100A	NOZZLE NECK LINED

(64) Plates
A=(224)mm

Max No of Plates	All Dimension In Millimeters			
	LT	LG	N	K
66	500	740	830	905

A = n × 3.5 (Tolerance ±3%)
n: number of Plates (0.6mm)

CUSTOMER NAME	
PROJECT NAME	
APPLICATION	728,563 kcal/h

FLOW DIRECTION

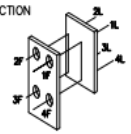

Free space for Maintenance

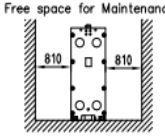

DESIGN DATA	HOT SIDE	COLD SIDE
MEDIA	WATER	WATER
INLET	1F	3F
OUTLET	4F	2F
CONNECTION SIZE	KS 10K 100A SO.FF	KS 10K 100A SO.FF
MATERIAL (FLANGE)	STS304	STS304
DESIGN/TEST PRESS. (BAR)	10 / 13	
DESIGN TEMP. (°C)	100	
PAINT COLOR	5.9PB3/7	
WEIGHT (EMPTY/FULL) (kg)	560 / 616	

NO	DESCRIPTION	MATERIAL	Q'ty	REMARK
9	MOUNTING FEET	C.S	3	-
8	SUPPORT COLUMN	SS275	1	-
7	BOTTOM GUIDE BAR	STS304	1	-
6	TOP CARRYING BAR	SRT275+STS304	1	-
5	TIGHTENING NUT	A194 2H	8	M30
4	TIGHTENING BOLT	A193 B7	8	M30
3	MOVABLE COVER	SS275	1	-
2	FIXED COVER	SS275	1	-
1	PLATE/GASKET	A240-304 0.6t / NBR	64	-

REV.	DATE	DESCRIPTION	DRAWN	CHK'D	CHK'D	APP'D
0	24.05.23	FOR APPROVAL	MRY	MRY	DHO	MHS

TITLE
PLATE HEAT EXCHANGER
MODEL NO. : HGPC M100T-64P-KHP

DRAWN	MRY
CHK'D	MRY
CHK'D	DHO
APP'D	MHS

DATE 2024.05.23	ITEM NO. -	SCALE NONE
REF. NO. -	DWG NO. -	REV. 0

HydroLync